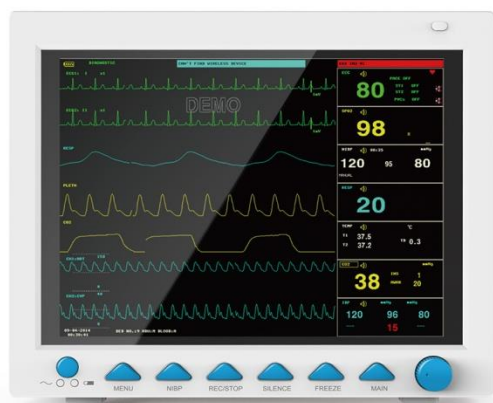
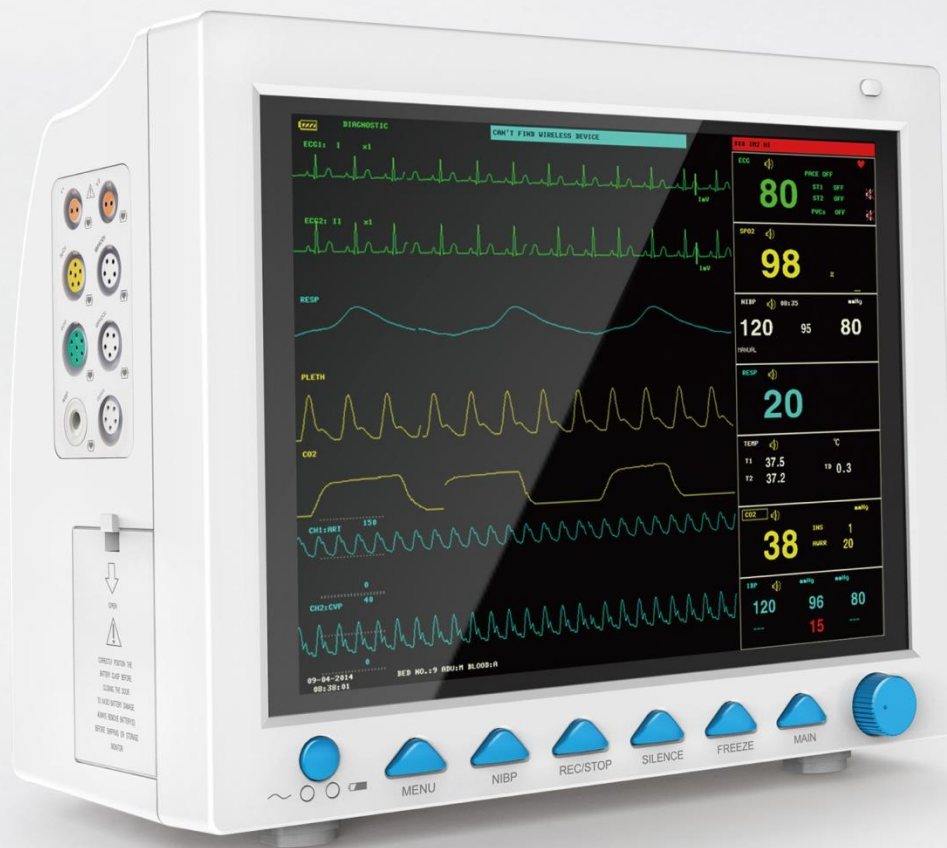


CONTEC™

「CARE HEALTH CARE LIFE」



LIGHT THE RHYTHM OF LIFE WITH TECHNOLOGY



CMS8000 PATIENT MONITOR

Contec Medical Systems Co.,Ltd.

ADD: No.112 Qinhuang West Street, Economic & Technical Development Zone,
Qinhuangdao, Hebei Province, PEOPLE'S REPUBLIC OF CHINA

Tel: +86-335-8015430

Fax: +86-335-8015588

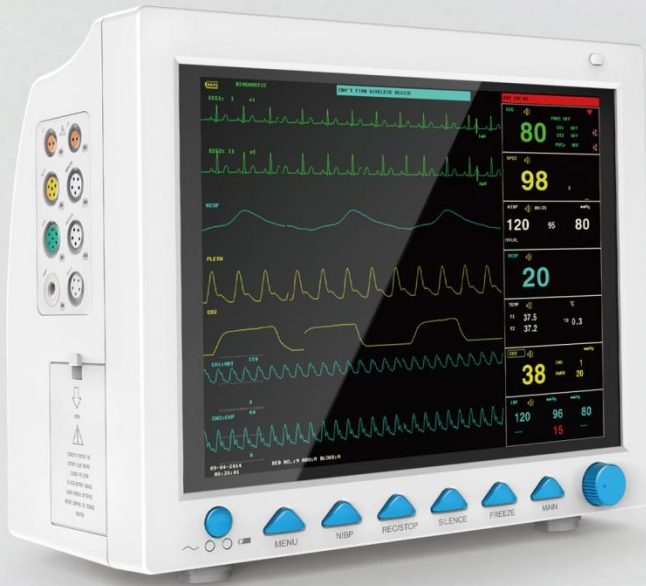
E-mail: cms@contecmed.com.cn

Website: <http://www.contecmed.com>

CONTEC reserves the right of product appearance, specifications and function modification and updating, without prior notification. CMS2.782.034EXC/1.4 1.4.03.01.972

CMS8000

Patient Monitor



HR analysis



Display 7-lead ECG on one screen



Multi-language interface



Fanless design



Adjustable volume



Waveform review

The monitor has abundant functions that can be used for clinical monitoring with adult, pediatric and neonate. Users may select different parameter configuration according to different requirements. The monitor, power supplied by 100-240V ~ ,50/60Hz, adopts 12.1" color TFT LCD displaying real-time date and waveform. It can synchronously display eight-channel waveform and full monitoring parameters equipped with an optional 48mm thermal recorder. The monitor can be connected to the central monitoring system via wire or wireless network to form a network monitoring system.

This device can monitor such parameters as ECG, RESP, NIBP, SpO₂, and dual-channel TEMP, etc. It integrates parameter measurement module, display and recorder in one device to form a compact and portable equipment. Its replaceable internal battery brings lot of convenient for patient moving.

Functions

- Standard parameters: ECG, RESP, SpO₂, PR, NIBP, dual-channel TEMP
- ◆ ECG Heart rate(HR)
ECG waveform
Arrhythmia and ST-segment analysis
 - ◆ RESP Respiration rate(RR)
Respiration waveform
 - ◆ SpO₂ Oxygen saturation(SpO₂)
Plethysmogram(PLETH) waveform
Pulse rate(PR)
Bar graph
 - ◆ NIBP Systolic pressure(SYS), Diastolic pressure(DIA),
Mean pressure(MEAN)
 - ◆ TEMP T1, T2, TD
 - ◆ IBP(optional) CH1: SYS, DIA, MAP
CH2: SYS, DIA, MAP
IBP waveform
 - ◆ CO₂(optional) EtCO₂
InsCO₂:Inspired Minimum CO₂
AwRR:Air Way Respiration

It has abundant functions, such as audible and visual alarm, trend data storage and output, NIBP measurement, alarm event marking and drug concentration calculation, etc.

Features

- ◆ 12.1" TFT color LCD, multi-language interface(English,French,German,Italian,Dutch,Russian,Portuguese,Turkish,Spanish(EU),Polish,Romania,Kazakh,Czech,Trad Chinese,Spanish(MX),Bulgarian,Chinese,Ukraine).
- ◆ Fanless design, quiet, energy-saving and clean, which reduces the possibility of cross-infection.
- ◆ All-round monitor for adult, pediatric and neonate.
- ◆ With standard interface, oxygen graph, trend graph, big character interface and view bed, convenient to observe.
- ◆ Finish all operations by keys and knobs.
- ◆ Maximum 8-channel waveform synchronous display.
- ◆ Display 7-lead ECG waveform on one screen, cascade ECG waveform display
- ◆ Adopt digital SpO₂ technology, anti-motion and anti-ambient light interference, and measurement can be performed under the circumstance of weak filling.
- ◆ Heart rate variability (HRV) analysis function
- ◆ NIBP measurement mode: Manual/AUTO/STAT, storage for 4800-group NIBP data.
- ◆ Review for 71 alarm events of all parameters and 60 arrhythmia alarm events.
- ◆ Drug concentration calculation and titration table functions.
- ◆ One-touch printing of trend graph
- ◆ Connect to Central Monitoring System by 3G, Wi-Fi or wired mode.
- ◆ AC/DC, built-in rechargeable lithium battery achieve uninterrupted monitoring.
- ◆ Anti-high frequency surgical unit, defibrillation-proof (special leads are necessary).